



High Power Output
Low LCOE



Maximum Power
675W+

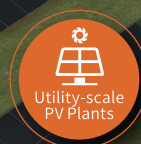


TWMPF

P-type Half-cell
Bifacial Module (66)

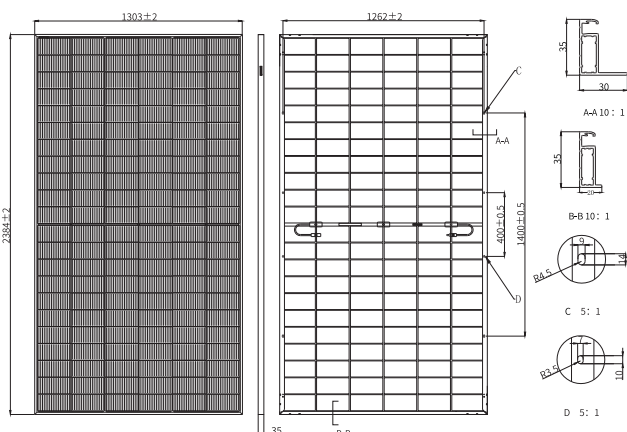
66HD655-675W

www.tw-solar.com



Learn More

DRAWINGS (Unit: mm)



ELECTRICAL CHARACTERISTICS (STC)

Module Type: TWMPF-66HDXXX

Maximum Power: Pmax [W]	655	660	665	670	675
Open Circuit Voltage: Voc [V]	45.60	45.80	46.00	46.20	46.40
Short Circuit Current: Isc [A]	18.26	18.31	18.36	18.41	18.46
Voltage at Maximum Power: Vmp [V]	37.80	38.00	38.20	38.40	38.60
Current at Maximum Power: Imp [A]	17.33	17.37	17.41	17.45	17.49
Module Efficiency: η [%]	21.1	21.2	21.4	21.6	21.7

ELECTRICAL CHARACTERISTICS (NMOT)

Maximum Power: Pmax [W]	495.6	499.4	503.1	506.9	510.7
Open Circuit Voltage: Voc [V]	42.96	43.14	43.33	43.52	43.71
Short Circuit Current: Isc [A]	14.72	14.76	14.80	14.84	14.88
Voltage at Maximum Power: Vmp [V]	35.26	35.45	35.64	35.82	36.01
Current at Maximum Power: Imp [A]	14.05	14.09	14.12	14.15	14.18

* STC: Irradiance 1000W/m², Cell Temperature 25°C, Air Mass1.5, Measuring Tolerance: ±3%
* NMOT: Irradiance 800W/m², Ambient Temperature 20°C, Air Mass1.5, Wind Speed 1m/s

ELECTRICAL CHARACTERISTICS (Rear Power Gain)

5%	Maximum Power: Pmax[W]	687.8	693.0	698.3	703.5	708.8
	Module Efficiency: η [%]	22.1	22.3	22.5	22.6	22.8
15%	Maximum Power: Pmax[W]	753.3	759.0	764.8	770.5	776.3
	Module Efficiency: η [%]	24.2	24.4	24.6	24.8	25.0
25%	Maximum Power: Pmax[W]	818.8	825.0	831.3	837.5	843.8
	Module Efficiency: η [%]	26.4	26.6	26.8	27.0	27.2

TEMPERATURE PARAMETERS

Temperature Coefficient (Pmax)	-0.34%/°C
Temperature Coefficient (Voc)	-0.28%/°C
Temperature Coefficient (Isc)	+0.05%/°C
NMOT	45±2°C

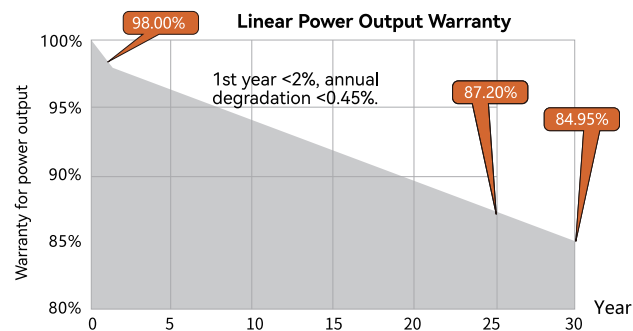
MAXIMUM RATINGS

Operational Temperature	-40°C~+85°C
Maximum System Voltage	1500V DC
Maximum Series Fuse Rating	35A
Power Output Tolerance	0~+5W
Maximum Bifaciality	70±5%

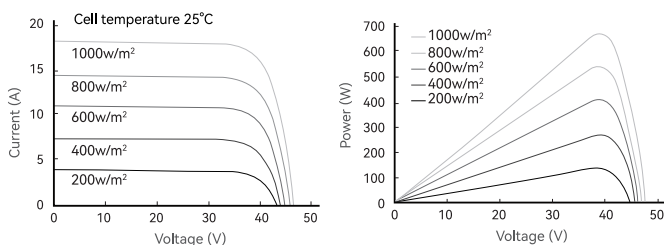
MECHANICAL PARAMETERS

Cells	TPC (P Type Monocrystalline Cell)
Cell Orientation	132[6X22]
Dimension	2384±2 X1303±2X35mm
Weight	38.7kg
Front Glass	2.0mm high transmittance, AR semi-tempered glass
Rear Glass	2.0mm high transmittance, semi-tempered glass
Frame	Anodized aluminum alloy frame
Junction Box	IP68, 3 diodes
Output Cable	4.0mm ²
Cable Length	+400mm, -200mm, length can be customized
Wind/Snow Load	2400Pa/5400Pa
Packaging	31pcs per pallet, 558pcs per 40'HC

WARRANTY



I-V CURVE



CERTIFICATIONS

Quality Management System and Product Certification

ISO 9001:2015 / quality management system
ISO 14001:2015 / environmental management system
ISO 45001:2018 / occupation health safety management system
ISO 50001:2011 / energy management system
IEC TS 62941—2016 / PV industry quality management system
IEC 61215/61730, IEC 62804(PID), IEC 61701(Salt),
IEC 62716 (Ammonia), IEC 60068-2-68(Sand)

